



# India Data Insights

A **SATTVA** INITIATIVE

[www.indiadatainsights.com](http://www.indiadatainsights.com)



# **Food Allocation and Distribution Under PMGKAY**

Apr-Jun 2020

# Introduction

In March '20, Government of India announced additional free food supplies for two-thirds of the population as part of its effort to mitigate the impact of COVID lockdown. The Pradhan Mantri Garib Kalyan Anna Yojana (PMGKAY) would support families through April-May-June using the existing network of Fair Price Shops that constitutes the Public Distribution System in India.

## PDS Features :

- Food-grains Entitlement: 5 kg per person for PHH category and 35 kg per household for AAY households. **Additional provision through PMGKAY – 5 kg foodgrain plus 1 kg pulses per month through April-May-June '20**
- Coverage under PDS: 75% Rural and 50% Urban population; State-wise coverage determined by the Planning Commission (now NITI Aayog) on the basis of 2011-12 Household Consumption Expenditure survey of NSSO.
- Coverage of two-thirds of the total population at the all India level, under two categories of beneficiaries – Antyodaya Anna Yojana (AAY) households and Priority Households (PHH).
- Prices: Rs. 3/2/1 per kg for rice, wheat and coarse grains
- Subsidized food-grains are distributed through the network of Fair Price Shops (FPS) under the Public Distribution System (PDS)
- Right to subsidized food-grains is based on the type of allotted Ration Card (RC)

# Public Distribution System (PDS)

Farmer

Procurement  
by Center

State  
Government

Fair Price Shop

Beneficiary

Food Corporation of India (FCI) procures food-grains from the farmers at MSP (Minimum Support Price)

Every month, center allocates food-grains to the states/UTs at Center Issue Price (CIP)

States allocate the grains to each district and further to each Fair Price Shop (FPS; ration shop)

Beneficiaries (AAY and PHH) avail food-grains at subsidized prices from Fair Price shops

## Data Sources

- Ministry of Consumer Affairs, Food and Public Distribution
- Unique Identification Authority of India

## Dashboards

- FPS - <https://nfsa.gov.in/public/nfsadashboard/PublicFPSDashboard.aspx>
- Ration Cards - <https://nfsa.gov.in/public/nfsadashboard/PublicRCDashboard.aspx>
- Food-grain Allocation - <https://nfsa.gov.in/public/nfsadashboard/PublicAllocationDashboard.aspx>
- Food-grain Distribution (Annavitran) - <https://annavitran.nic.in/welcome>
- PDS - <https://pdsportal.nic.in/main.aspx>

(These dashboards provide updated data across various indicators related to public distribution system and food security on a daily/monthly basis. Readers are requested to refer to the portals listed above for figures as on date.)

## Notes

- Data presented in this report is as of June 2020, unless otherwise specified on the chart.

# Current statistics (June 1, 2020)



5.33 Lakhs  
Fair Price Shops (FPS)



22.71 crore  
Ration Cards (RCs)



135 crore  
Total Population  
(projected)



4.83 Lakh (90%)  
POS Enabled FPS



18.55 crore (82%)  
Aadhaar Seeded RCs

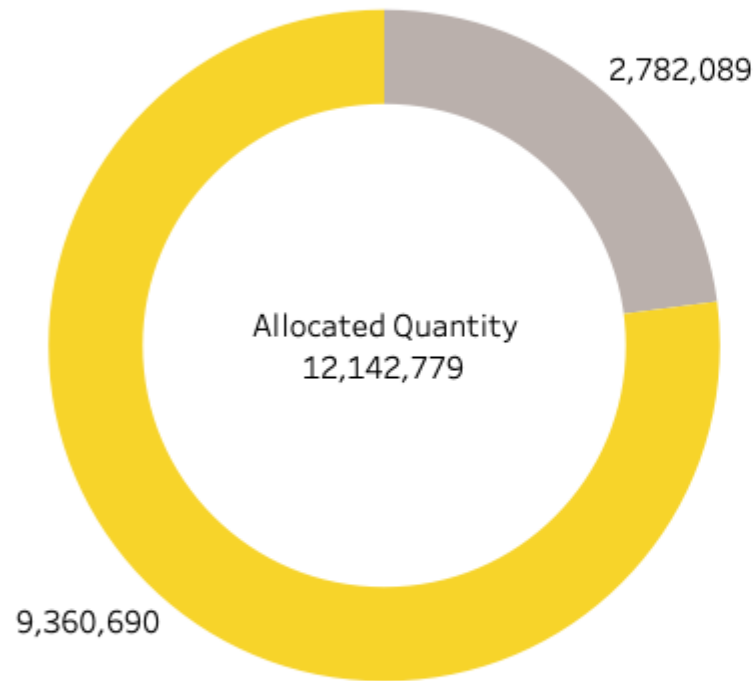


77.40 crore  
Beneficiaries (57% of  
population)



# Food-grain Allocation and Distribution Under PMGKY (Apr-Jun 2020)

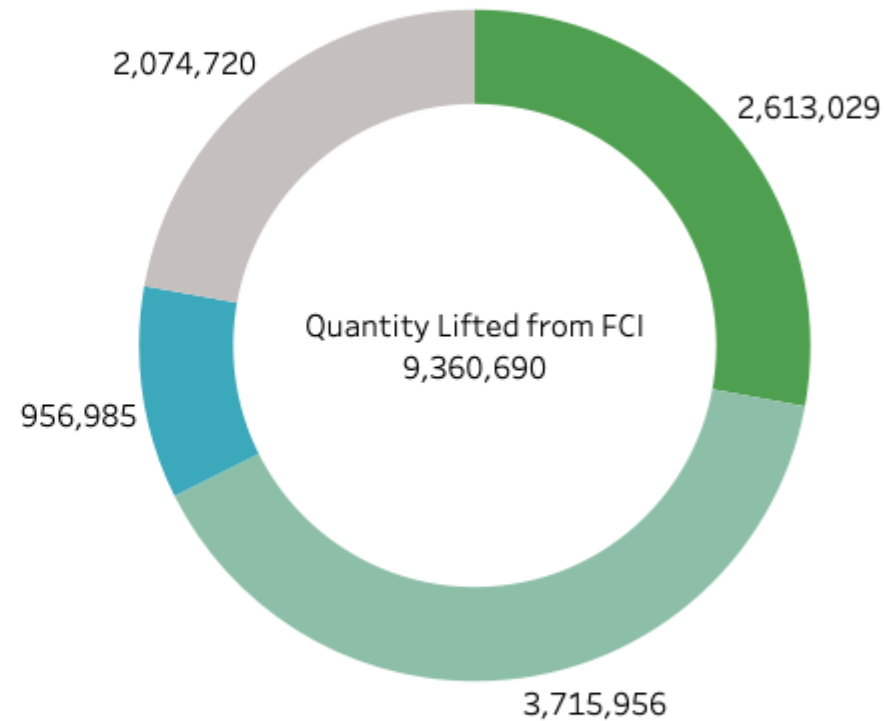
## Allocated Vs Quantity Lifted from FCI



Food-grain Quantity in MT (Metric Tonnes)

- Balance Quantity to be lifted from FCI
- Total Lifted Quantity from FCI

## Quantity Lifted from FCI Vs Distribution



Food-grain Quantity in MT (Metric Tonnes)

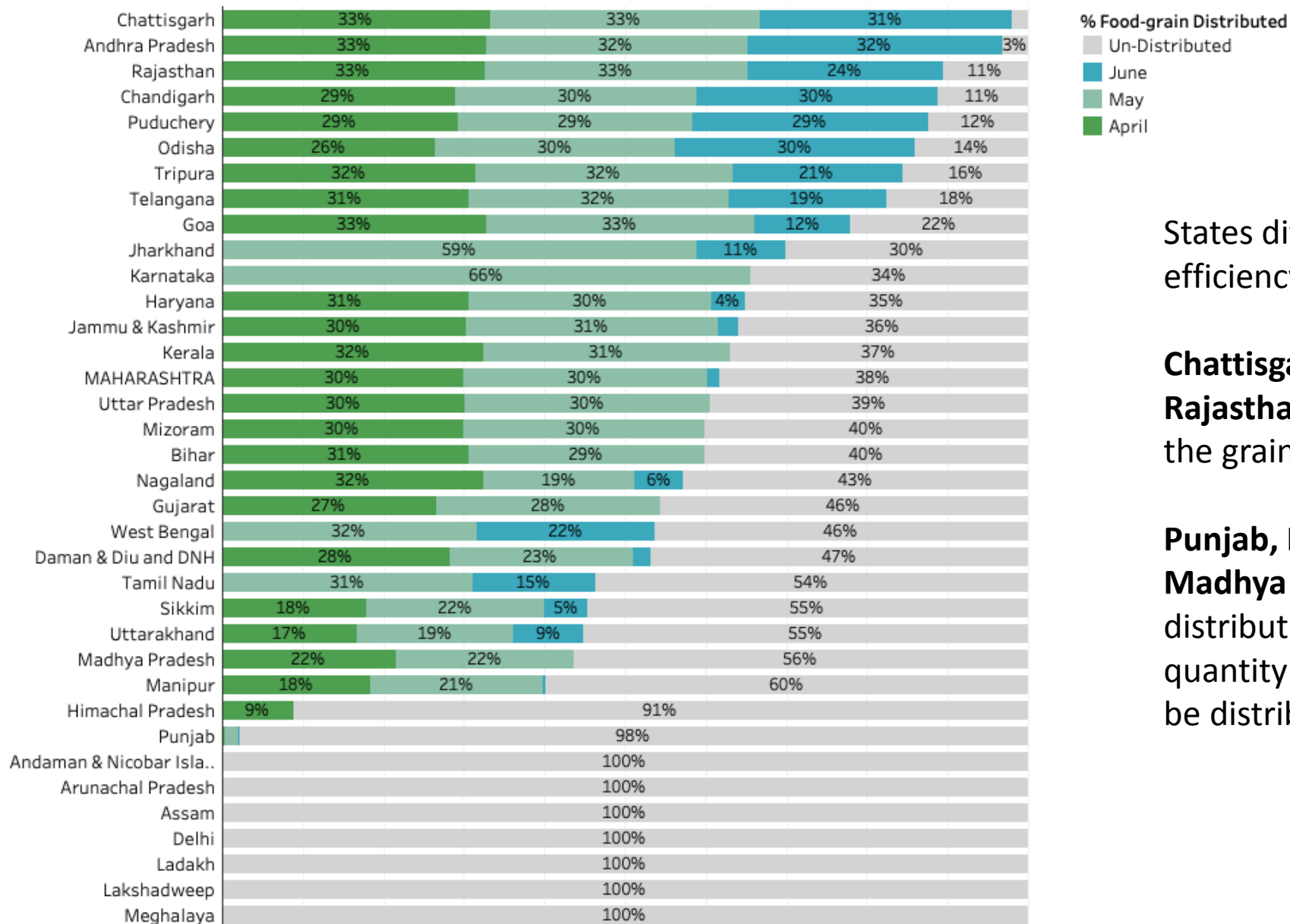
- Distribution - Apr 2020
- Distribution - May 2020
- Distribution - Jun 2020
- Un-Distributed

**As on 10<sup>th</sup> June '20 :**

**23% of allocated quantity yet to be lifted**

**23% of the grain lifted from FCI is yet to be distributed**

## Percentage Distribution of Allocated Food-grains under PMGKY (Apr-Jun 2020)



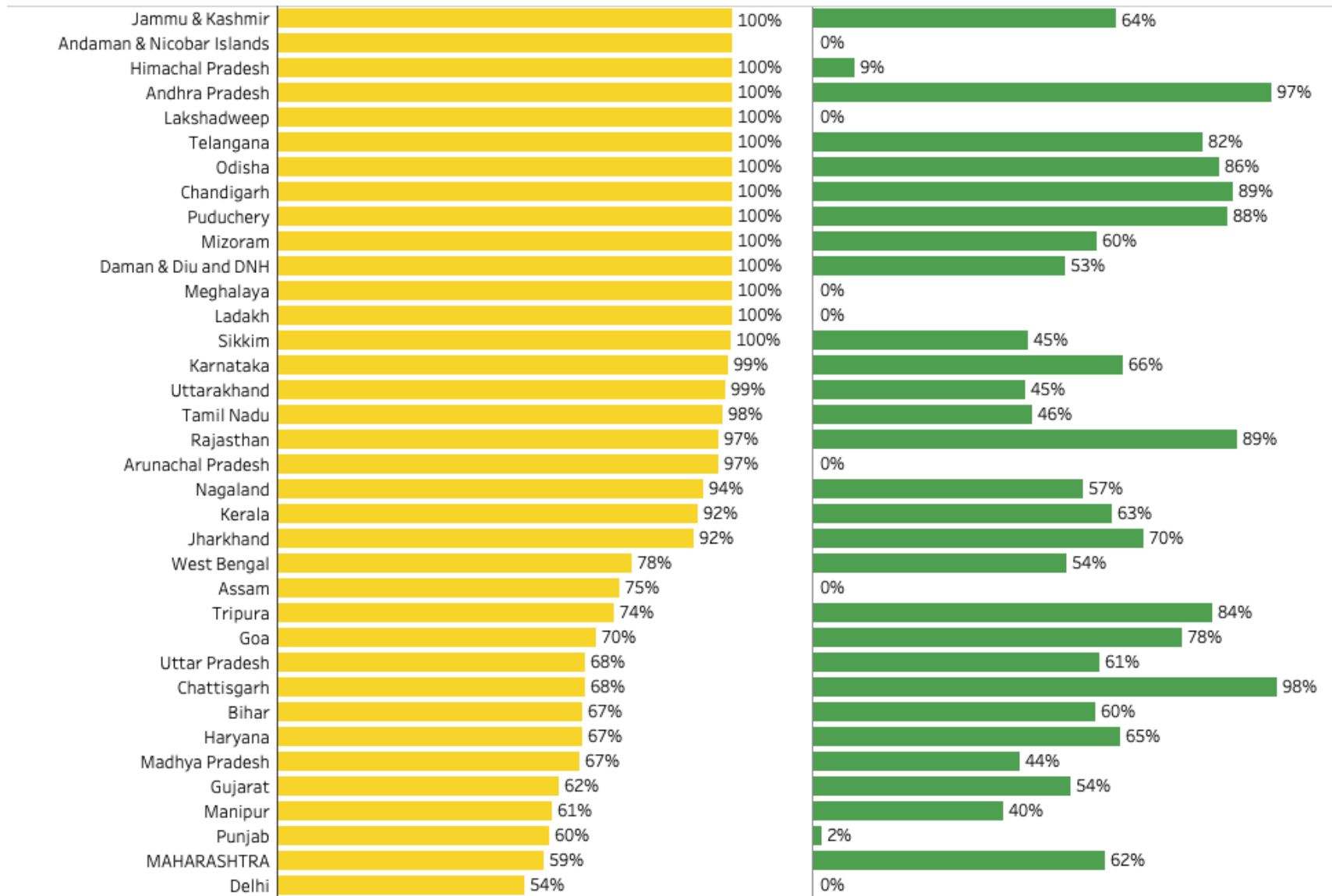
States differ in their distribution efficiency. Among large states –

**Chattisgarh, Andhra Pradesh and Rajasthan** have distributed most of the grain they lifted from FCI.

**Punjab, Himachal Pradesh and Madhya Pradesh** are lagging in their distribution – more than half the quantity they lifted from FCI is yet to be distributed to cardholders.



## Percentage Distribution of Allocated Food-grains under PMGKY (Apr-Jun 2020)



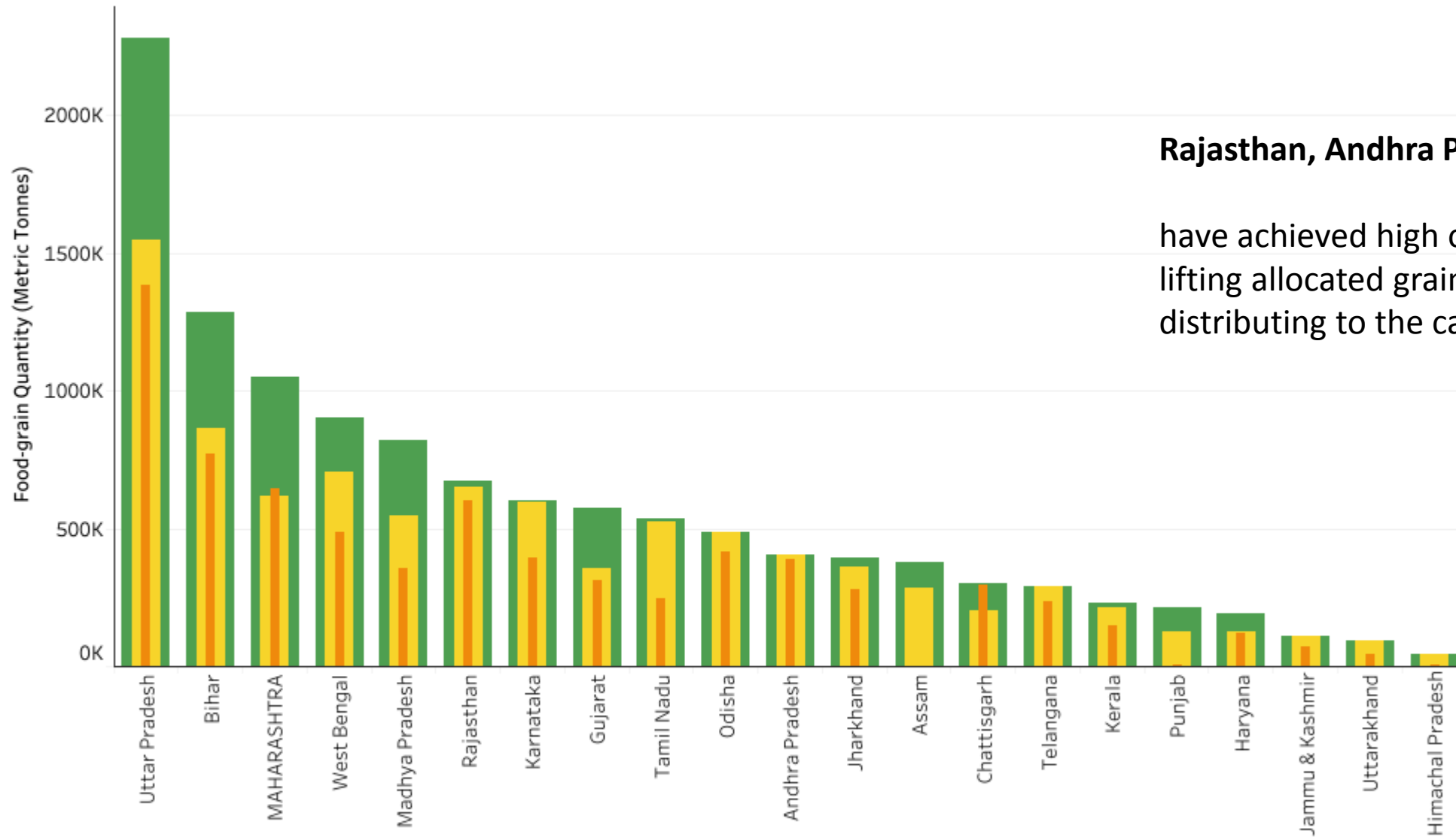
### Maharashtra and Gujarat –

These two states with the worst of COVID outbreak also have large gaps in lifting as well as distributing food-grain – both achieving about 50%-60% of the target.

■ % of Allocated Food-grains Lifted from FCI

■ % of Allocated Food-grains Distributed

# Food-grain Allocation and Distribution Under PMGKY (Large States)



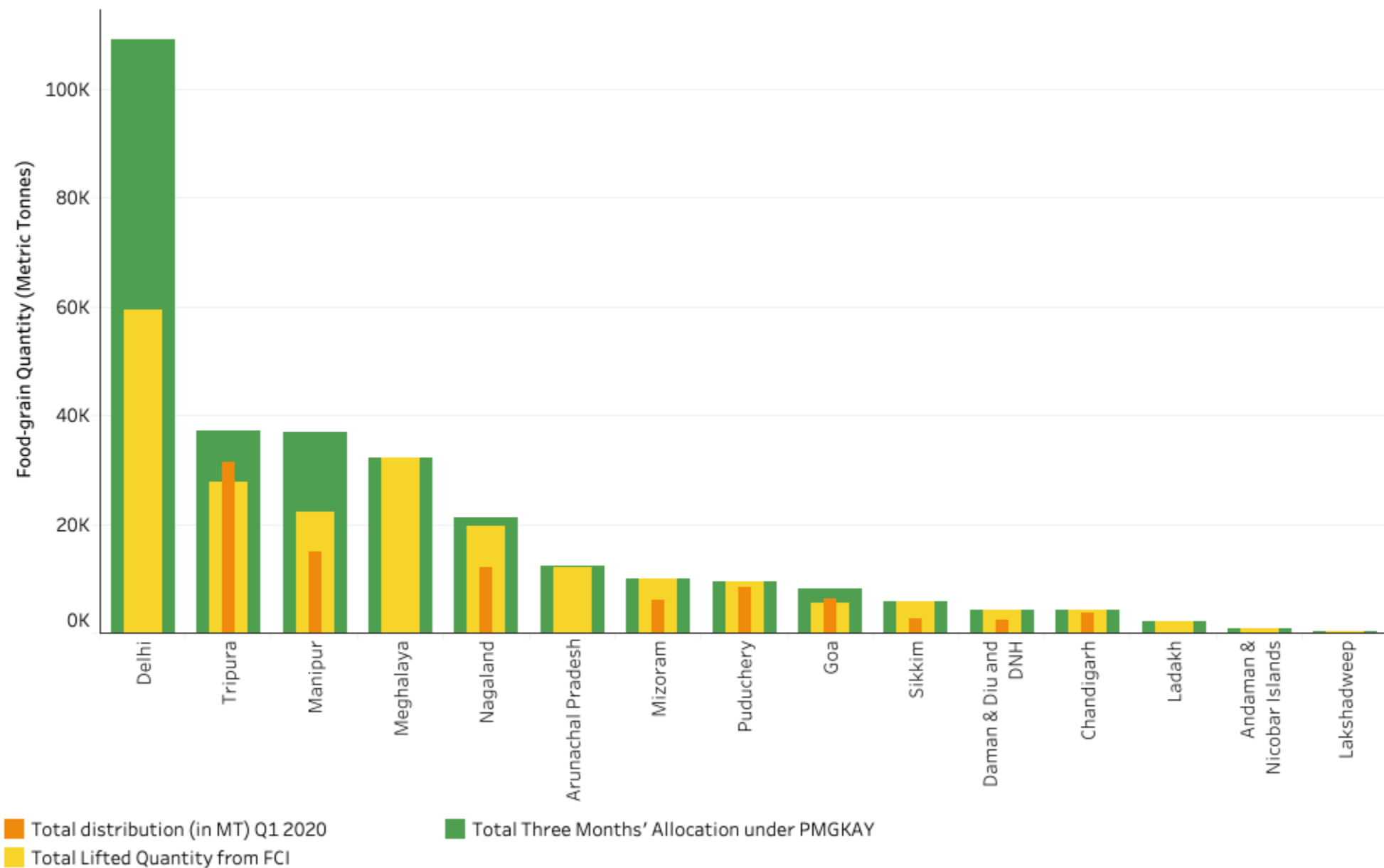
**Rajasthan, Andhra Pradesh, Telangana**

have achieved high overall efficiency in lifting allocated grain from FCI and distributing to the cardholders.

■ Total distribution (in MT) Q1 2020  
■ Total Lifted Quantity from FCI

■ Total Three Months' Allocation under PMGKY

# Food-grain Allocation and Distribution Under PMGKY (Small States)





We are a part of Sattva Consulting - a leading firm specialising in research, data, advisory and assessment services for the social impact sector. Our work is powered by Sattva's decade-long experience in delivering high impact projects in emerging economies around the world.

Launched in January 2019, we are adding data-sets and visualisations every day.

If you are a social sector professional - CSR, foundation, social enterprise, non-profit organisation, impact investor, researcher, media house, think-tank - you will find us to be a great data guide.

Connect with us - we would love to hear from you.



[www.indiadatainsights.com](http://www.indiadatainsights.com)



[info@indiadatainsights.com](mailto:info@indiadatainsights.com)



[www.facebook.com/IndiaDataInsights/](https://www.facebook.com/IndiaDataInsights/)



[twitter.com/IDIforImpact](https://twitter.com/IDIforImpact)



[www.linkedin.com/company/india-data-insights/](https://www.linkedin.com/company/india-data-insights/)

[www.sattva.co.in](http://www.sattva.co.in)

